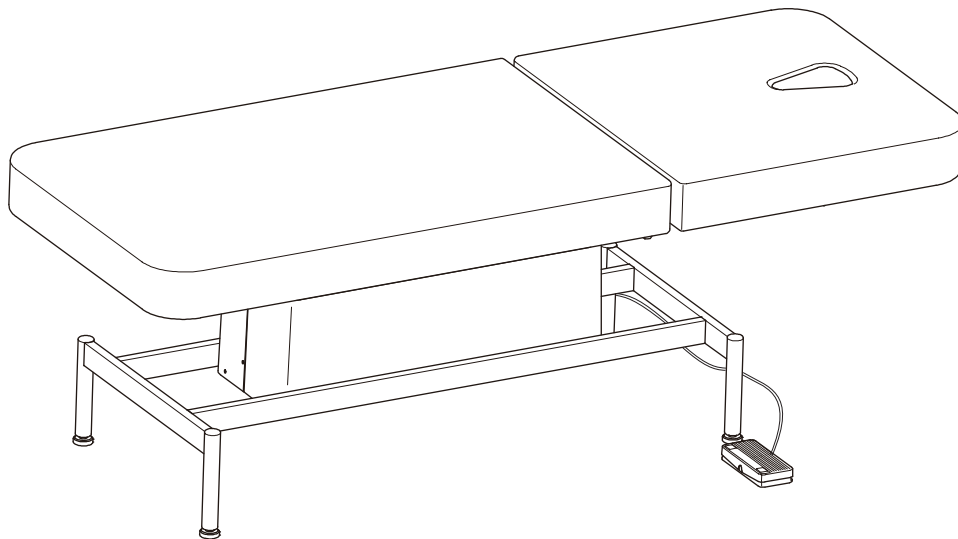


# Installation Instructions

AY-770DXP



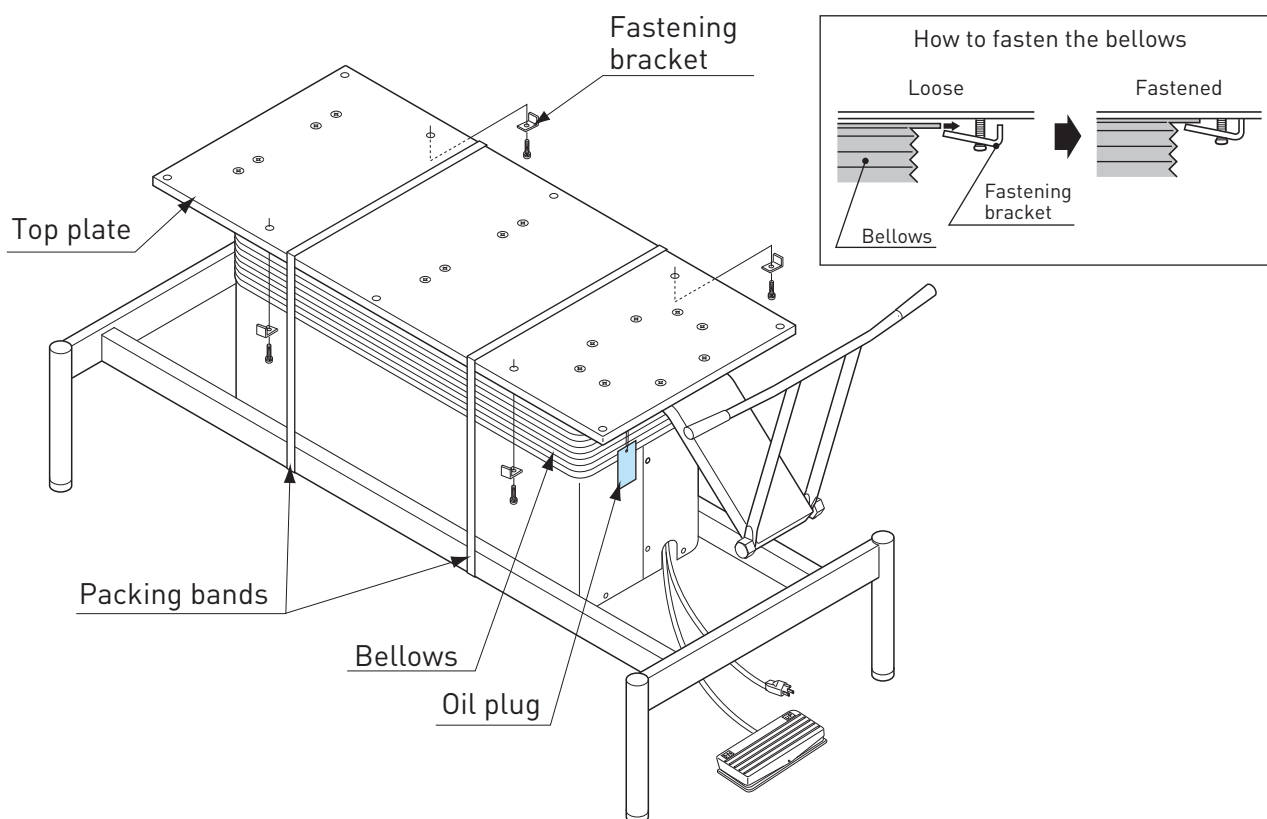
## Before starting assembly

Check that all the following parts are included in the box:

- AY-770DXP (upper part)
  - (1) backrest ..... 1
  - (2) seat ..... 1
  - (3) breathing hole cushion ..... 1
  - (4) clamp ..... 1
  - (5) hinge shafts ..... 2
  - (6) hinges ..... 2
  - (7) retaining rings ..... 2
  - (8) hexagon bolts, M8\*35 ..... 4
  - (9) hexagon bolts, M8\*20 ..... 6

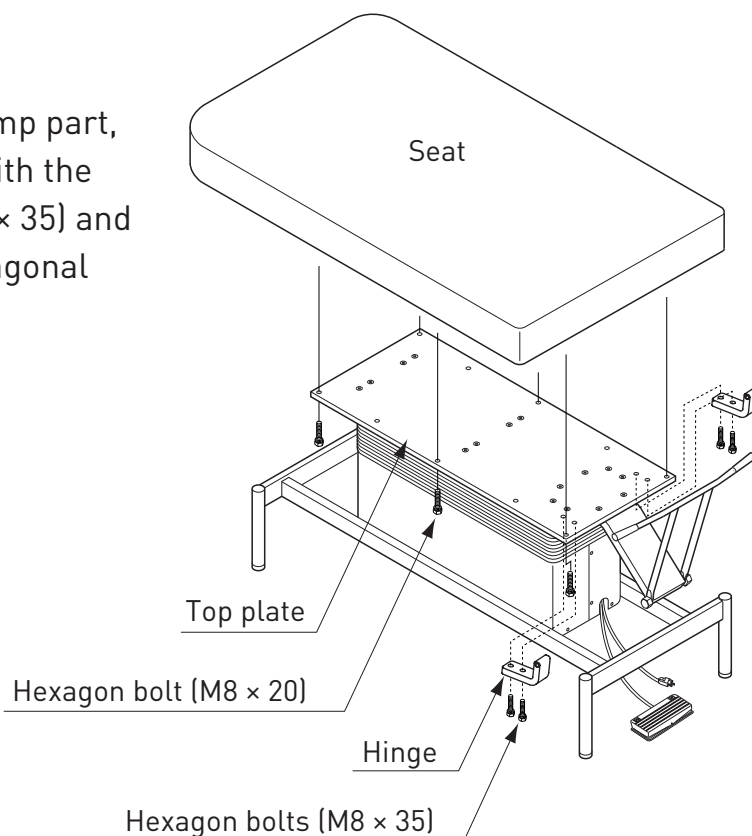
## (1) Assembling the lower part

1. Remove the packing bands from the lower part and withdraw the oil plug.
2. Turn on the power and raise the pump to its maximum position.
3. Secure the bellows with the fastening brackets (four locations).



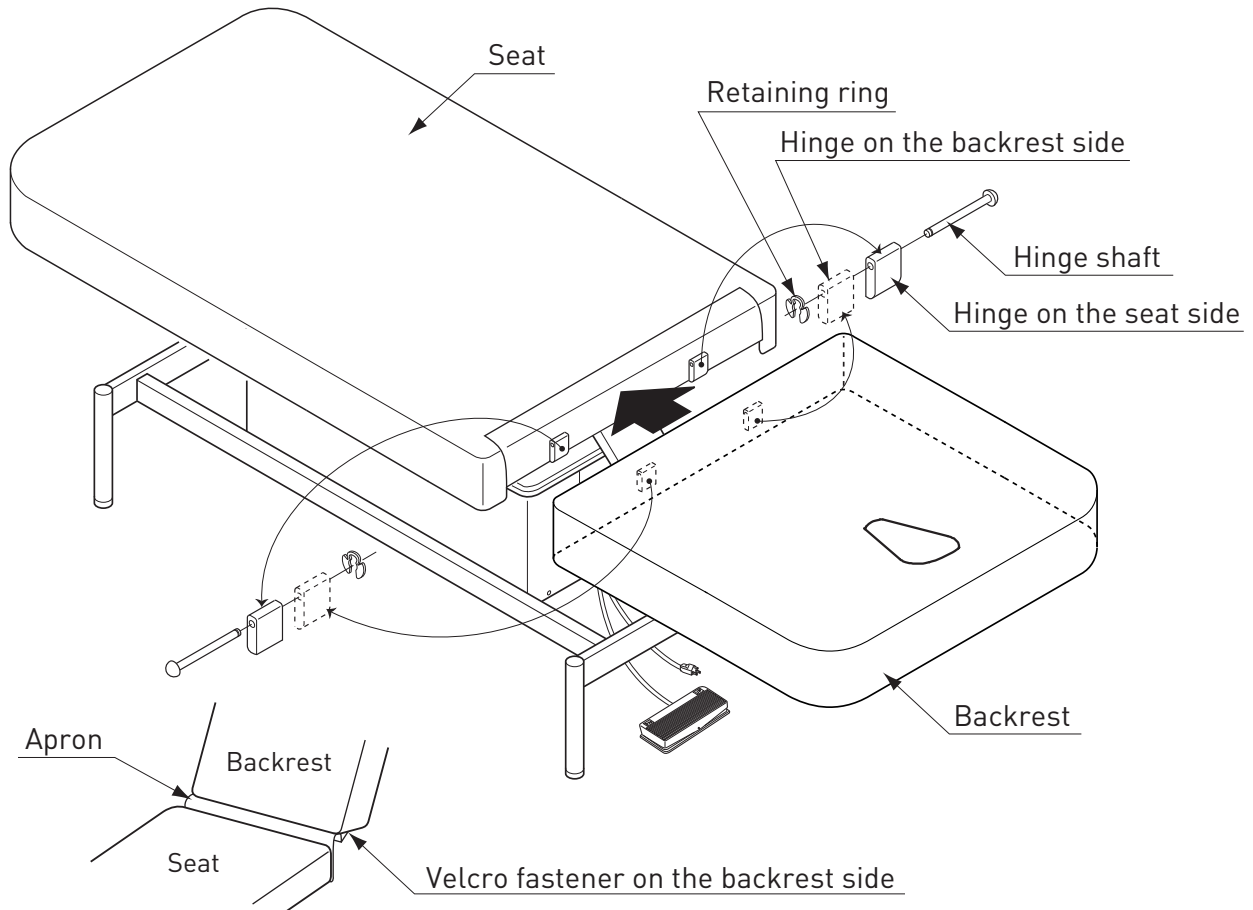
## (2) Installing the seat

To the top plate of the pump part, fix the included hinges (with the four hexagonal bolts, M8 × 35) and the seat (with the six hexagonal bolts, M8 × 20).



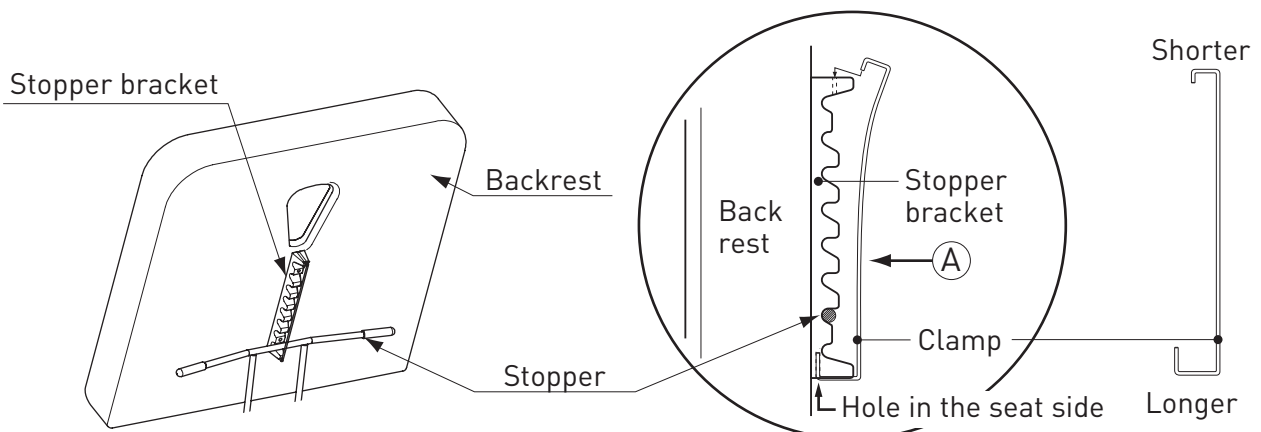
### (3) Installing the backrest

1. Align the holes in the hinges on the backrest side with the holes in the hinges on the seat side, and insert the hinge shafts (two locations).
2. Fit the retaining rings into the grooves in the hinge shafts (two locations).  
\*It is possible to fit them by hand, but it will be easier with pliers or pincers.
3. Attach the apron to the Velcro fastener on the backrest side.



### (4) Attaching the clamp

Fit the stopper into one of the grooves in the stopper bracket to lock the backrest. Then, insert the longer end of the clamp into the hole in the seat side of the stopper bracket, and while pressing the part marked "A" in the illustration, insert the shorter end of the clamp.



# IMPORTER INFORMATION

COUNTRY		REGISTERED PLACE OF BUSINESS & ADDRESS
GBR	Importer in UK	TAKARA BELMONT (U.K.) LTD. BELMONT HOUSE, ONE ST.ANDREWS WAY, BOW LONDON E3 3PA, U.K.
DEU	Importeur in Deutschland	TAKARA COMPANY EUROPE GmbH Industriestrasse 21, 61381 Friedrichsdorf, Germany
FRA	Importateur en France	TAKARA COMPAGNIE PARIS S.A.R.L. 56 rue des Hautes Pâtures 92009 NANTERRE Cedex France
ITA	Importatore in Italia	TAKARA BELMONT ITALY S.R.L. Via Marino Mazzacurati No.4/1, 42019 Scandiano RE, Italy

## EU/UK Declaration of Conformity

We declare under sole responsibility that the device that is covered by the present declaration is in conformity with the following directives (and regulations), and, if applicable, with any other relevant EU and UK legislations that provides for the issuing of an EU/UK DECLARATION OF CONFORMITY.

Product : ESTHETIC TREATMENT TABLE

Model : AUTHENTIC BED

Regulations this product conforms to:

EMC (electromagnetic compatibility) Directive : 2014/30/EU,

Machinery Directive : 2006/42/EC

RoHS Directive : 2011/65/EU based on category 11 of Annex I.

The product has been designed and manufactured in accordance with the European standards as the listed in the Declaration of Conformity.

This declaration relates exclusively to the machinery in the state in which it was placed on the market, and excludes components which are added and/or operations carried out subsequently by the final user.

EU Authorised representative

TAKARA COMPANY EUROPE GmbH

Industriestrasse 21, 61381

Friedrichsdorf, Germany



UK Authorised representative

TAKARA BELMONT (U.K.) LTD.

BELMONT HOUSE, ONE ST.ANDREWS WAY, BOW  
LONDON E3 3PA, U.K.



TAKARA BELMONT CORPORATION

2-1-1, Higashishinsaibashi, Chuo-ku, Osaka, 542-0083, Japan