

read wagon LIBRO

Product number: SR-RW

First Edition July 2024

Inquiry No.: 1A1110A0

Thank you for purchasing a Takara Belmont product.

Please read this instruction manual carefully before use and use the product correctly.

Failure to read this manual may result in an accident.

This product is intended for professional use in hairdressing salons.

Do not use this product for purposes other than that mentioned above.

Keep this instruction manual and the warranty card in a safe place and re-read them whenever necessary.

If the instruction manual is difficult to read due to dirt, tears, etc., or if it has been lost, please contact us to request a replacement.

Safety Warnings and Cautions

(Please be sure to observe these warnings and cautions.)

● Before use

Read this Safety Warnings and Cautions section carefully before use and use the product correctly.

The precautions listed here are intended to ensure safe use of the product and to prevent harm or damage to you or other people. All of these items constitute important safety instructions. Be sure to observe them all. Detailed explanations of the pictorial indications are provided below. Read the text only after you have a good understanding of them.

● Pictorial indications



WARNING

This symbol indicates a caution that, if ignored and the product is thereby mishandled, may result in death or serious injury.



CAUTION

This symbol indicates a caution that, if ignored and the product is thereby mishandled, may result in minor or moderate injury or property damage.



Indication of a general prohibited action



Indication forcing or directing the user to perform a general action



Indication of prohibition of splashing water on the product or using it in a wet area



Indication of prohibition of repair and modification
No repair



WARNING



Do not mount, sit on, or support your body with the product.

Do not mount, sit on, or support your body with the product. Doing so may cause the product to break or fall over, resulting in an accident or injury.



Do not accidentally put parts into your mouth.

Do not put screws or other small parts into your mouth. Exercise particular caution in the presence of small children.



CAUTION



Do not splash water on the product.

Do not splash water directly on parts of the main unit or wipe them with a wet cloth. Doing so may cause discolouration or deterioration of the product.



Never repair or modify the product yourself.

Never attempt to repair or modify the product unless done by a technician.



Do not splash water on the product.

If chemicals, such as hair dye, come into contact with the product, wash them off or wipe them off immediately. Doing so may cause discolouration or deterioration of the product.



Do not place excessively heavy objects on the top panel.

Do not place objects with a weight of 30 N (3 kgf) or more on the top panel. Doing so may deform or damage the product and cause it to fall over.



Do not place excessively heavy objects on the side table.

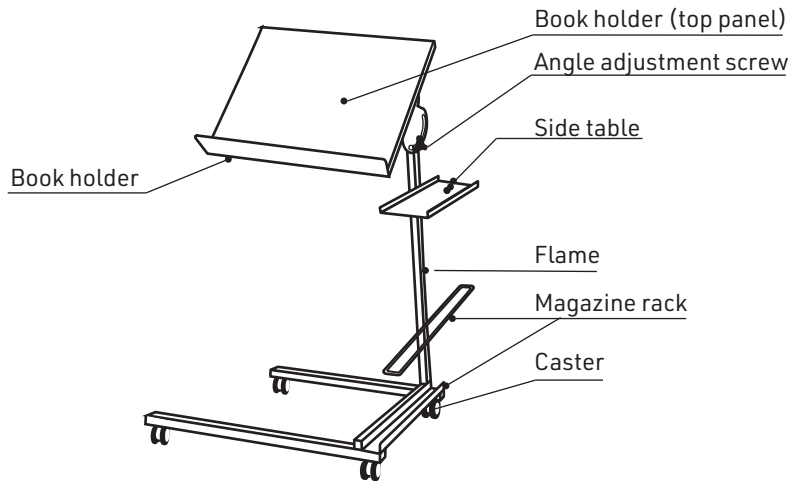
Do not place objects of 10 N (1 kgf) or more on the side table. Doing so may deform or damage the product and cause it to fall over.



When securing the top panel, tighten the angle adjustment screw firmly.

Secure the top panel firmly. If the angle adjustment screw is not tightened securely, the top panel may rotate, causing an accident or injury.

Name of each part

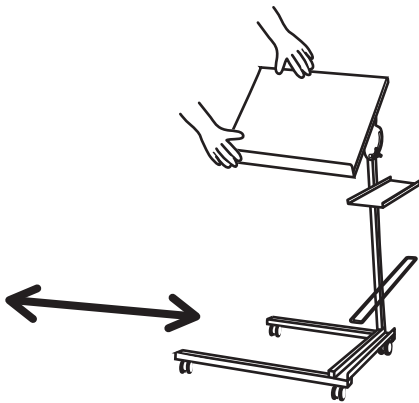


Accessories
 • Operating Instructions x 1
 • Warranty card x 1

How to use

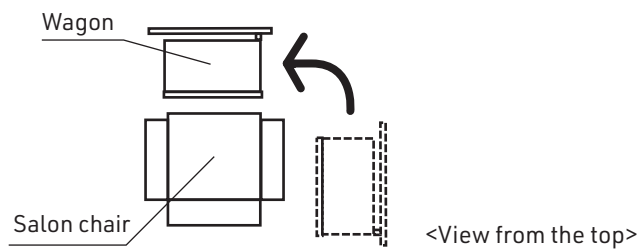
• Moving the product

Move the top panel or frame by holding it with both hands.

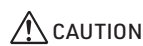


• Reading a book

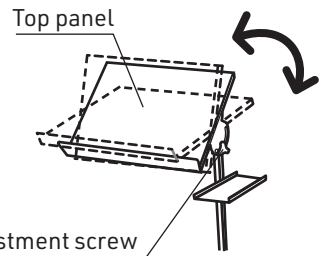
(1) Set the wagon in an easy-to-read position from the side of the salon chair.



(2) Place a book on the book holder and adjust the top panel to a comfortable reading angle using the angle adjustment screw.

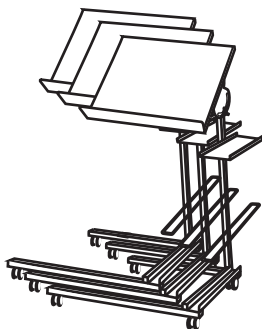


Be careful not to get your fingers caught when rotating the top panel.

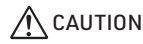


• Storing the product

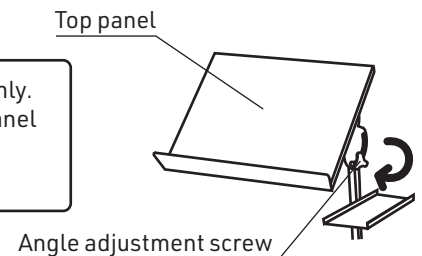
Multiple products can be stacked on top of each other.



(3) Turn the angle adjustment screw in the direction of the arrow as shown below to secure the top panel.



Secure the top panel firmly. If not secured, the top panel may rotate, causing an accident or injury.



CAUTION

- When moving the wagon, make sure that there are no people or obstacles in its vicinity.
- Do not handle the wagon in a sudden or violent manner.
- Take care not to get your fingers caught when storing.

Maintenance Method

- Wipe off any dirt as soon as it comes into contact with the product.
Over time, dirt becomes increasingly difficult to remove and may cause discolouration or deterioration of the product.
- Wipe the product with a soft, dry cloth.
If the product is heavily soiled, wipe it with a cloth moistened with diluted neutral detergent.
- Never use any of the following substances.
Thinner, alcohol, acetone (nail-polish remover), petrol, paraffin or other volatile chemicals, abrasive wax, abrasive sponges, etc.
- Do not use brushes or scrubbing brushes.
When cleaning metal parts and the counter, do not use brushes or scrubbers.
Doing so may cause permanent scratches or cause dirt to adhere.
- If hair or other objects become entangled in a caster, remove them to prevent the caster from malfunctioning.
When cleaning metal parts and the counter, do not use brushes or scrubbers.

Consumables

- The following parts are consumables and are expected to wear out, deteriorate, change in appearance, or be damaged as a result of use. Please note that their repair or replacement is not covered by the warranty and will be charged. (* The degree and timing of wear, deterioration, and damage will vary depending on the environment and conditions in which the customer uses the product.) If parts are significantly worn, deteriorated or damaged, inspection or parts replacement may be necessary, so please contact your dealer or us directly as soon as possible.
- Consumables (The following items are not covered by the warranty and will be charged.)
 - Caster
 - Book holder (top panel)

Please note that scratches, stains, deterioration, and fading of exterior parts are not covered by the warranty.

Standard period of use

- The standard period of use for this product is three years.
- The standard period of use is defined as "the approximate standard period of time during which the product can be used without any safety hazards when used under standard conditions of use for each product and when appropriate maintenance and inspections (including parts replacement) are carried out." This is not a warranty period.

Disposal of the product

When disposing of this product, please dispose of it appropriately in accordance with the laws and regulations in force at the time.

Specifications

Dimensions	W 675 x D 357 x H 947		
Load capacity	Top panel: 30 N (3 kgf) / Side table: 10 N (1 kgf)		
Mass	5 kg		
Material	Top panel	Shina wood veneer with urethane coating finish	
	Flame	Steel (powder coating finish)	
	Caster	6 nylon/urethane elastomer	

How to replace parts

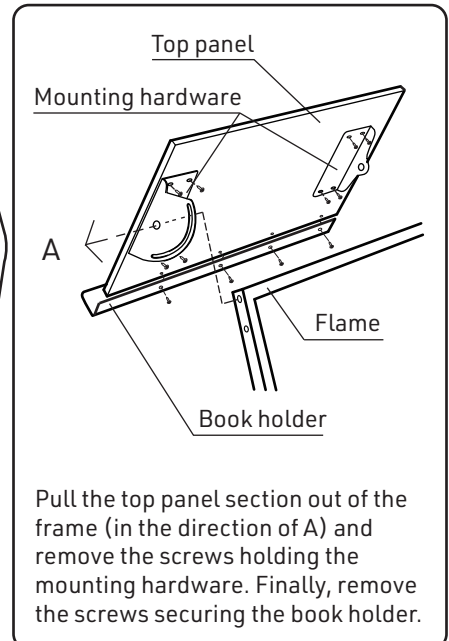

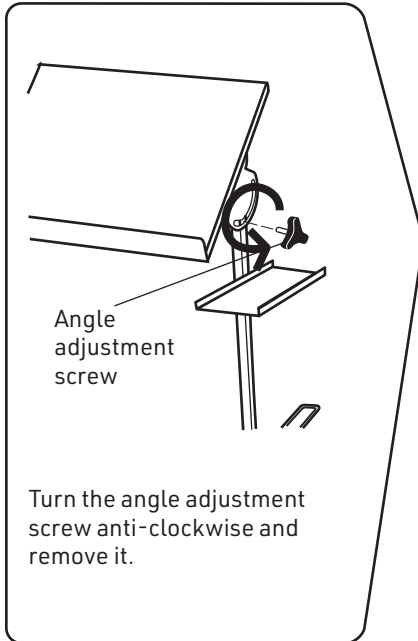
- When replacing consumables, etc. with new ones, follow the procedure below.
- For replacement parts, please contact your local authorised Takara Belmont dealer.



CAUTION

- When replacing parts, make sure that there are no people or obstacles in the vicinity of the product.
- When replacing parts, perform the replacement on a soft cloth or similar surface.
- After replacing parts, check that they are firmly secured before use.

■ Replacing the top panel Please prepare a screwdriver.



■ Replacing a caster Please prepare a spanner (14 mm).

